

GUIDE

GDHF-WP01



Wihan Gui de Technol ogy Co. , Ltd.

LED

GDHF - WPO1

!

j

GDHF - WPO1

GDHF - WPO1

LED


4G 3G

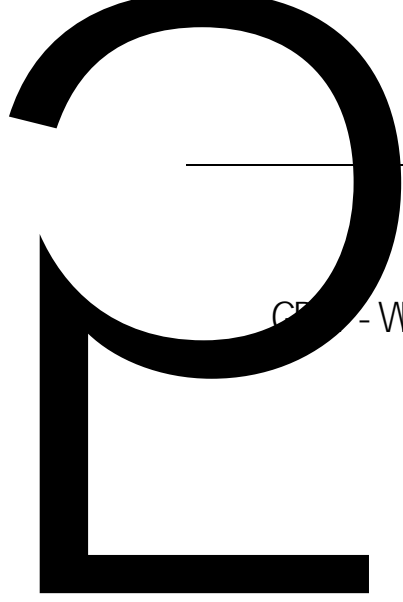
LTE FDD: B1/B3/B5/B8

TETDD: B34/B38/B39/B40/B41 TD-SCDMA: B34/B39 WCDMA:

B1/B8 CDMA: BCO 4G: 900/1800MHz

SIM





GDHF - VP01

GDHF - VP01

GDHF - GY03

GDHF - GY03

CAN

GDHF - GY03

CAN

4G

4G

•

P28. 36

5Hz

•

GDHF - VP01

-
- GDHF - GY03

GDHF - VP01

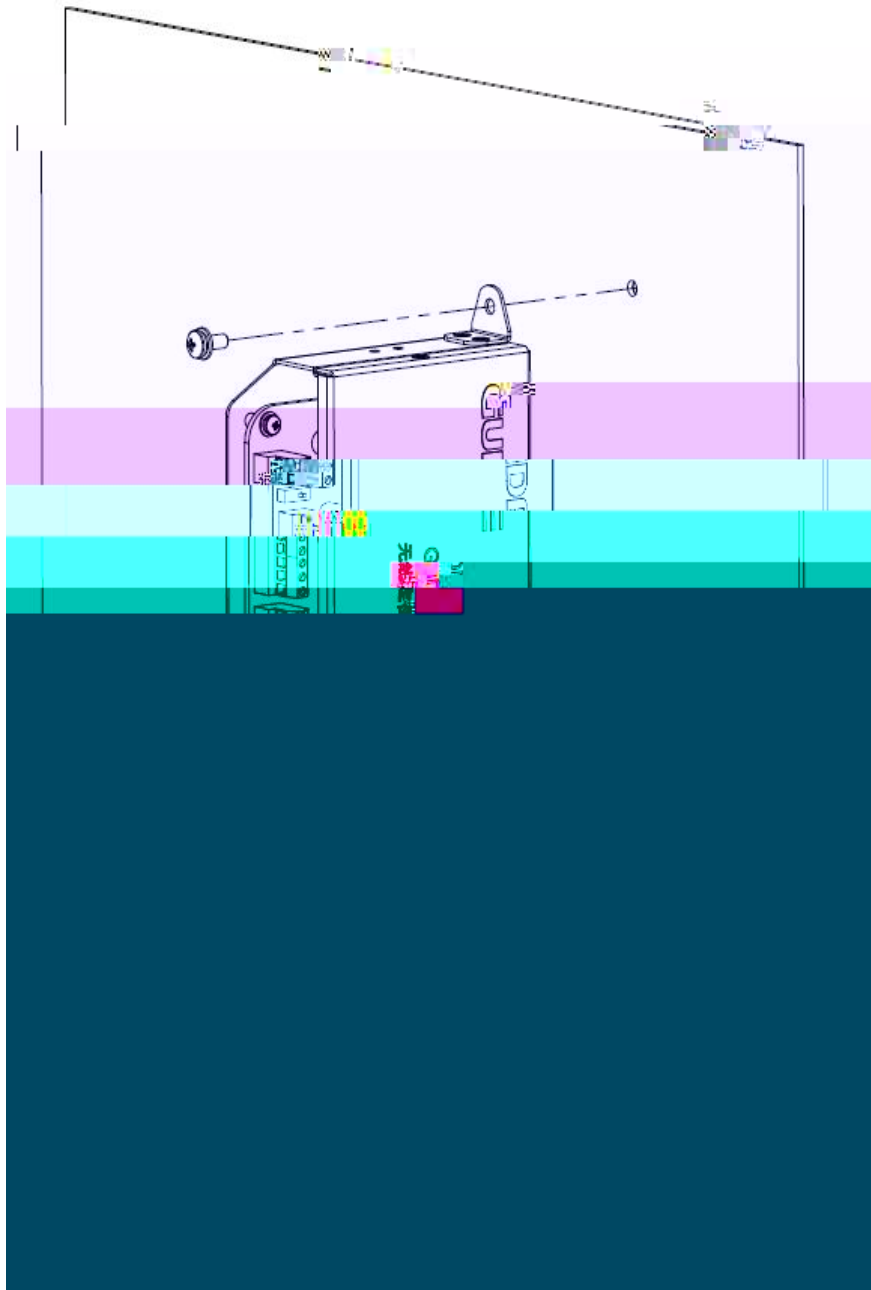
- GDHF - VP01
-


!

5

GDHF - WPO1

- GDHF - WPO1
- PE
- CAN
- GPS
- GDHF - ê





-
-

5

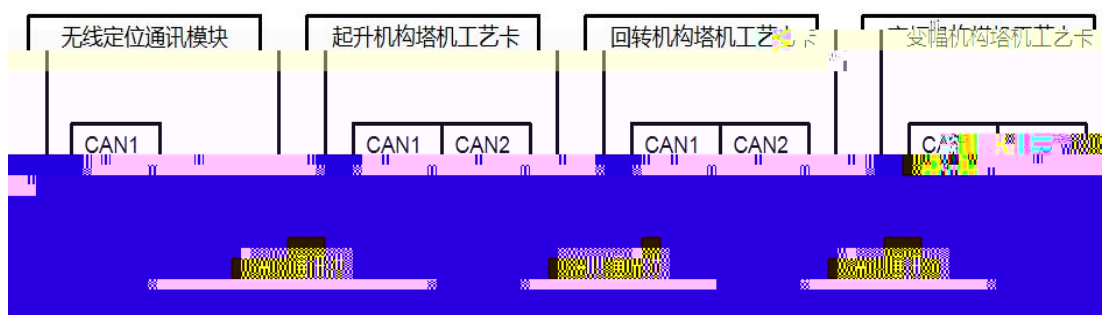
CAN

CAN1 CAN2

PE

24V-	DC24V	GND	
24V+	DC24V	24V	
A1	RS485	1	A
B1	RS485	1	B
PE			

A2	RS485	2	A
B2	RS485	2	B
PE			
CAN1L	CAN	1	CAN_L
CAN1H	CAN	1	CAN_H
PE			
CAN2L	CAN	2	CAN_L
CAN2H	CAN	2	CAN_H
PE			



P28

P28. 8	0_C		SI M	4 0 9999	0000
P28. 9	1_A		SI M	3 0 999	139
P28. 10	1_B		SI M	4 0 9999	0000
P28. 11	1_C		SI M	4 0 9999	0000
...

A†

A

..

U



13912345678

13

1061234567890

P28. 06 - P28. 23 6

11

3

4

4

13912345678

P28. 06 139

P28. 07 1234

P28. 08 5678

P28. 24 - P28. 27 2

13

3

4

4

2

P28. 24 - P28. 27 1 13

1061234567890

P28. 24 106

P28. 25 1234

P28. 26 5678

P28. 27 90

P28. 28 0 0

P28. 29 0 0

P28. 32

0

0

1



1.

l ock

Lock Done

2.

unl ock

unLock

Done

3.

state



Lock(unLock) Exxx

Vx xx

Lock unLock

LI FT:

TURN:

SLEW

Exxx Vx xx

000

GPS:

4. GPS

gps

GPS: +- DDDMM.MMMMM

+ - DDMM.MMMMM

D GPS

M

GPS

GPS: No Si gnal

GPS

LED

GDHF-VPO1

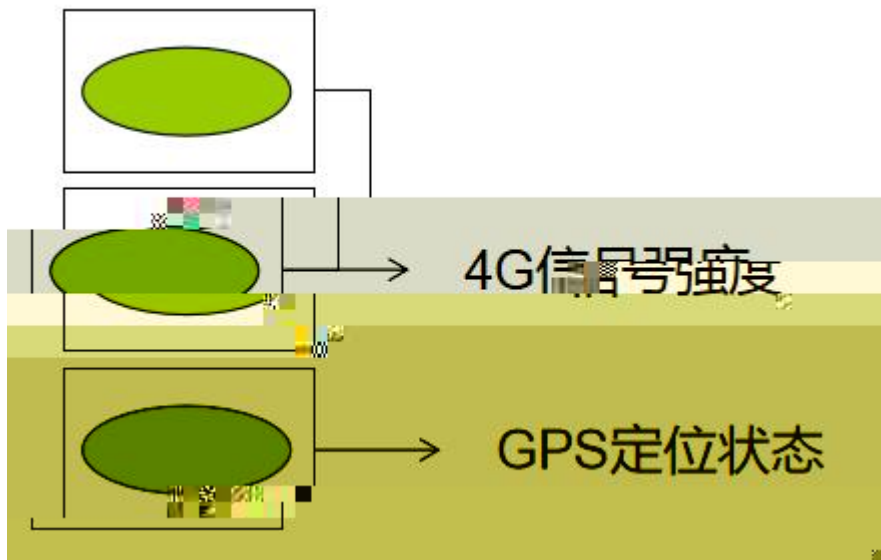
4

LED


LED

GDHF-VPO1

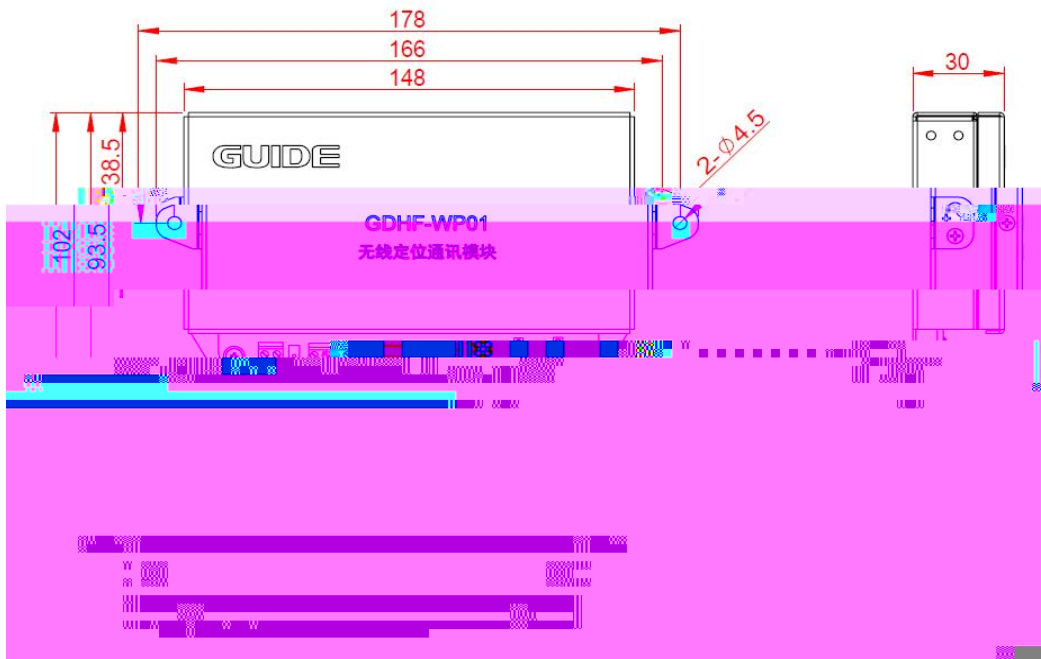
LED



4G		2
GPS		GPS



mm



mm



-
-

Wuhan Guide Technology Co., Ltd.

6

430223

86-027-87927230

shfw@gdetec.com

www.gdetec.com

400-0077-570