

GUIDE

Modbus-Tcp

GDHF-AMTX2



Wuhan Guide Technology Co., Ltd.

Mdbus- Tcp

GDHF - AMTX2

Mdbus- Tcp

Modbus-Tcp

Modbus-Tcp

PPO

LED

Modbus-Tcp

Modbus-Tcp

Mdbus- Tcp

GDHF - AMX2

!

Mdbus- Tcp

GDHF - AMX2

Mdbus- Tcp

GDHF - AMX2

Mdbus- Tcp

GDHF - AMX2

Mdbus- Tcp

GDHF - AMX2

GDHF - AMTX2

Mdbus - Tcp

GDHF - AMTX2

Mdbus - Tcp

GDHF - AMTX2

LED

Mdbus - Tcp



Modbus-Tcp

Modbus MODICON 1979 ,

Modbus

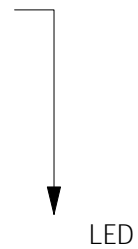
Modbus

(RS232 RS485 TCP/IP

)

Modbus-TCP Modbus Transmission Control Protocol

GDHF-AMX2



J14

Modbus-Tcp

!

5

GDHF - AMTX2

J14

- GDHF - AMTX2


- GDHF - AMTX2

EMC

GDHF - AMTX2

GDHF - AMTX2

RJ 45



-
- - Modbus-Tcp

5

Modbus-Tcp


GDHF-AMTX2

J3 J4...

Modbus-Tcp

5E

TI A/EI A- 568- B



Modbus-Tcp

Modbus-Tcp
Modbus-Tcp
GDHF-AMTX2
Modbus-Tcp
GDHF-AMTX2
(GSDML)
www.gdetec.com GSDML
GSDML- - GUI DE- PN. XML

Modbus-Tcp

GDHF-AMTX2
Modbus-Tcp



P33. 46	[W0]	[0] × 1 [1] × 10 [2] × 100 [3] × 1000 [4] × 10000 [5] [%d] × 1 [6] [%d] × 10 [7] [%d] × 100	0 4	0
...

Modbus-Tcp

[0] Modbus-Tcp

[1] Modbus-Tcp

Modbus-Tcp

PPO Parameter/Process Data Objects, /

Modbus-Tcp PPO

2 PPO

PPPO5

HF630N

PLC

HF630N

PLC

Modbus-Tcp

GDHF-AMTX2

100Mb/s

Mdbus-Tcp

Mdbus-Tcp

Mdbus-Tcp

GDHF-AMX2

Mdbus-Tcp

Mdbus-Tcp

PPO Parameter/Process Data Objects

/

PPO

PPO

	W0	W1	W2	W3	W4	W5	W6	W7	W8	W9	W10	W11	W12	W13	W14	W15
PPO1	V0	V1	V2	V3	V4	V5										
PPO2	V0	V1	V2	V3	V4	V5	V6	V7	V8	V9						
PPO5	V0	V1	V2	V3	V4	V5	V6	V7	V8	V9	V10	V11	V12	V13		

PPO

PLC

V0	PA_CTRL	bit		
		0	PA_ENABLE	' 0' ' 1'
		1	WRITE	' 0' ' 1'
		2	SAVE_to_FLASH	' 0' ' 1' FLASH
		3 ~ 15	Reserved	
V1	Address	byte	[15. . 08]	[07. . 00]
		Data		
V2	0	0		
V3	Data	16		

PLC

V0	PA_STATUS	bit		
		0	Reserved	
		1	Reserved	
		2	SAVE_to_FLASH	' 0' ' 1' FLASH
		3	ILLEGAL_ADDRES S	' 0' ' 1'
		4 ~ 15	Reserved	
V1	Address	byte	[15. . 08]	[07. . 00]
		Data		
V2	0	0		
V3	Data	16		

4

5

4

5

HF630N

1

CWD. 0	RUN	' 0' ' 1'
CWD. 1	RUN@REV	' 0' ' 1'
CWD. 2	Anti CrabOpen	' 0' ' 1'

CMD. 3 RESET

' 0'

' 1'

CMD. 4 External FAULT

' 0'

' 1' Modbus-Tcp


q

CMD55

www.guidec.com

' 2'

Modbus-Tcp



CWØ. 13

' 01'


2

' 10'

3

' 11'

4



SW0. 0	READY	' 0 ' 1'	
SW0. 1	RUN	' 0 ' 1'	
SW0. 2	FAULT	' 0 ' 1'	
SW0. 3	MOTOR BRAKE	' 0 ' 1'	
SW0. 4	WARNING	' 0 ' 1'	
SW0. 5	DIRECTION	' 0 ' 1'	
SW0. 6	M_STEP0	' 0 ' 1'	1 1 1
SW0. 7	M_STEP1	' 0 ' 1'	2 2 2
SW0. 8	M_STEP2	' 0 ' 1'	3 3 3

SW0. 9	M_STEP3	' 0'	4
		' 1'	4
SW0. 10	Reserved		
SW0. 11	Reserved		
SW0. 12	REMOTE/LOCAL	' 0'	/
		' 1'	
SW0. 13	Reserved		
SW0. 14	MOTION SEL	' 00'	1
		' 01'	2
SW0. 15		' 10'	3
		' 11'	4

16

0x2000, 16

16

1

15

Modbus-Tcp

Modbus-Tcp

03

0x1000, 16

16

Modbus-Tcp

LED

GDHF - AMX2

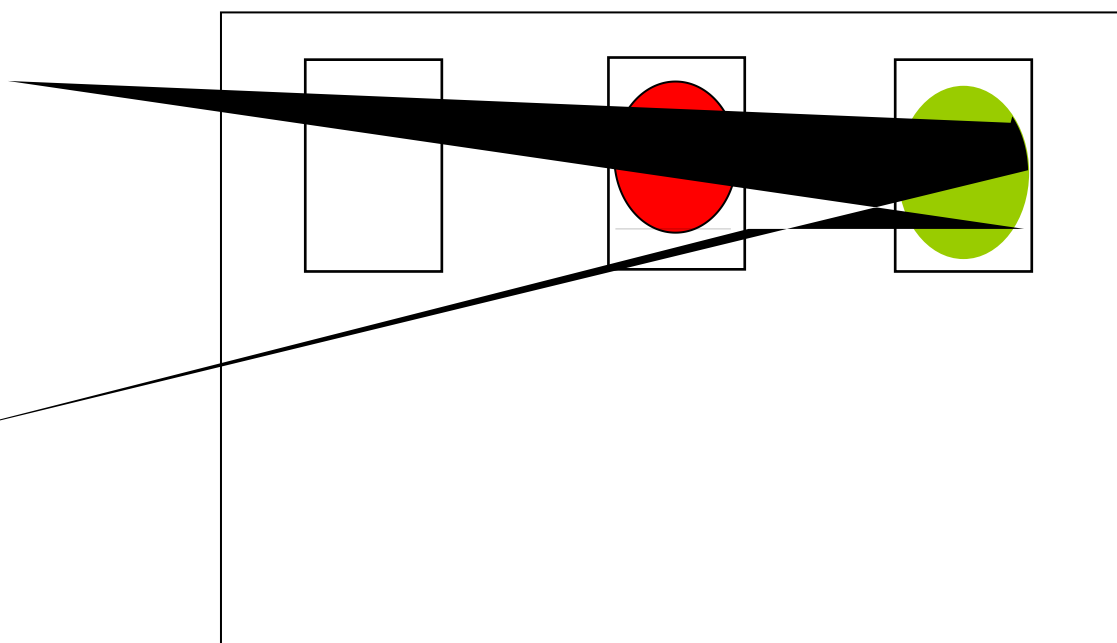
3

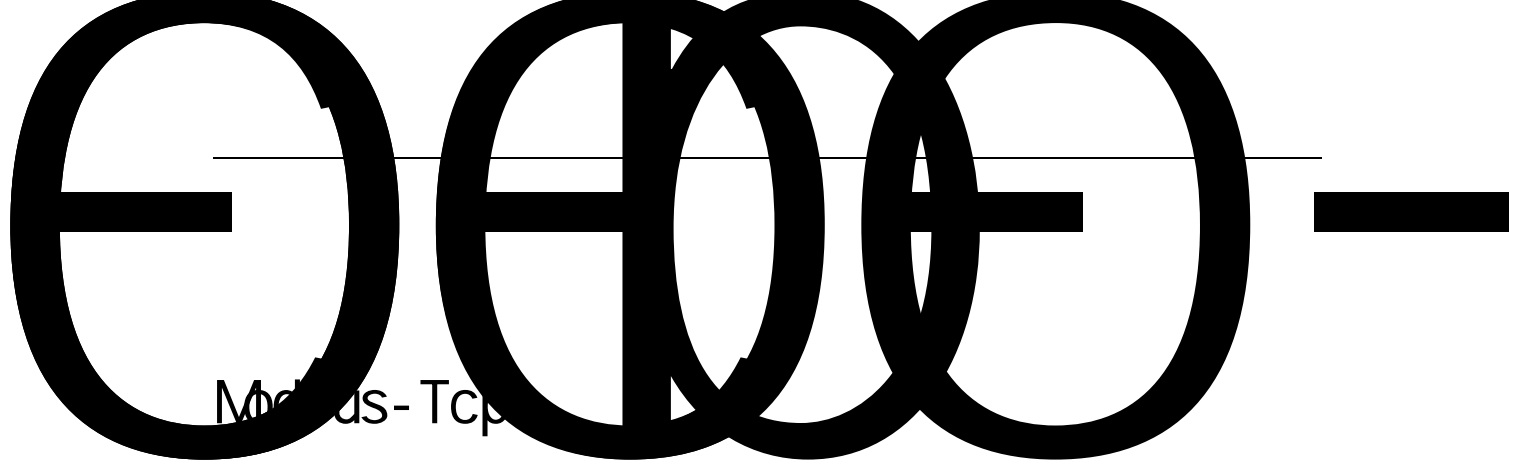
LED

LED

GDHF - AMX2

LED





Modbus-Tcp

Modbus-Tcp

/

Modbus-Tcp

16

Modbus-Tcp

→ é Aî

Modbus-Tcp

L

q

Wuhan Guide Technology Co., Ltd.

6

430223

86-027-87927230

shfw@gdetec.com

www.gdetec.com

400-0077-570

; 8<: ! DB\$(! 8C7! I A! F9J% \$\$
&\$&* " \$'